

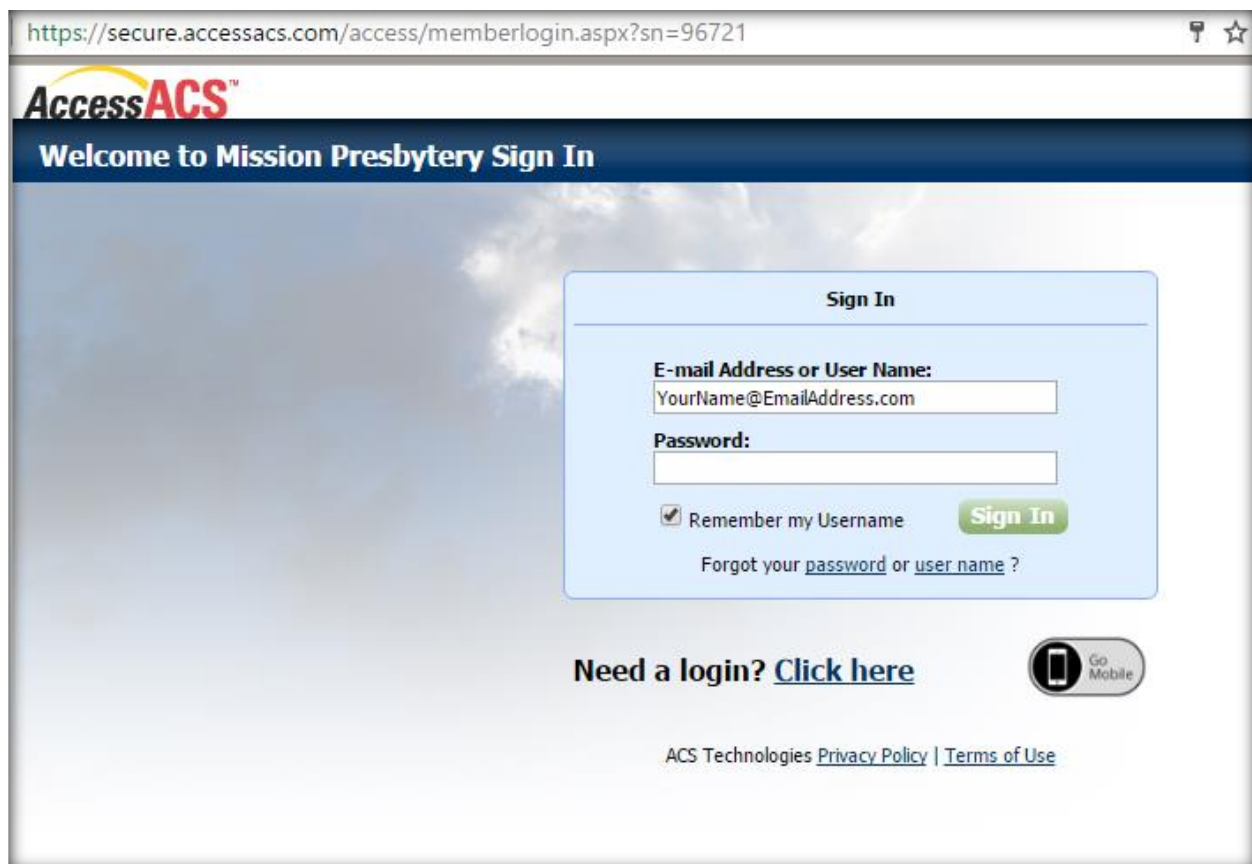
Access ACS for Mission Presbytery

Access ACS is an online companion to [ACS People Suite](#). It's a useful tool available to Presbytery staff and members. Once your account is created, you can logon to **Access ACS** from any computer and you can download an app to your iPhone or your Android smart phone and use the app to logon to **Access ACS**.

First, Create your Access ACS Logon

First, you must create your **Access ACS** logon account. To do that, open:

<https://secure.accessacs.com/access/memberlogin.aspx?sn=96721>



The screenshot shows a web browser window with the URL <https://secure.accessacs.com/access/memberlogin.aspx?sn=96721>. The page features the **AccessACS™** logo and a dark blue header with the text "Welcome to Mission Presbytery Sign In". The main content area has a light blue background with a "Sign In" form. The form includes fields for "E-mail Address or User Name:" (containing "YourName@EmailAddress.com") and "Password:". Below the password field is a checkbox labeled "Remember my Username" and a green "Sign In" button. A link "Forgot your password or user name?" is located below the checkbox. At the bottom of the page, there is a link "Need a login? Click here" and a "Go Mobile" button with a smartphone icon. The footer contains the text "ACS Technologies Privacy Policy | Terms of Use".

Fill in your email address (Be sure to use the email address on file with Mission Presbytery as it will be validated against the records in Mission Presbytery's ACS database) and **Click**

Need a login? [Click here](#)

This screen will be displayed.

https://secure.accessacs.com/access/memberlogin.aspx?sn=96721

AccessACS™

Welcome to Mission Presbytery Sign In

Account Sign Up

Don't have a user name and password? Enter your information and click **Find Me**. An e-mail containing your login information will be sent to you shortly.

E-mail Address
YourName@EmailAddress.com

First Name **Last Name** **Suffix**
Your Name ▾

Find Me

Already have a login? [Click here](#)

ACS Technologies [Privacy Policy](#) | [Terms of Use](#)

Fill in your First Name and Last Name and **Click**

Find Me

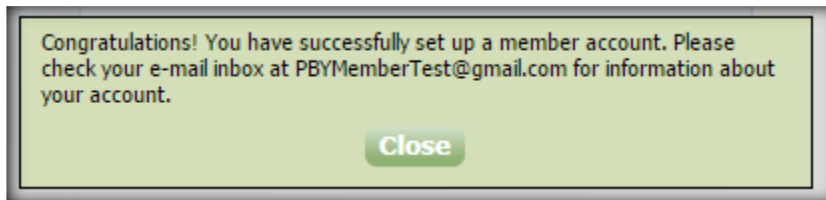
If your Email and name FAILS to match Mission Presbytery records, try other variations of your name or contact Mission Presbytery Office at 210-826-3296.

We are unable to locate a record matching the information you provided. Please verify that the information you entered is correct and re-submit.

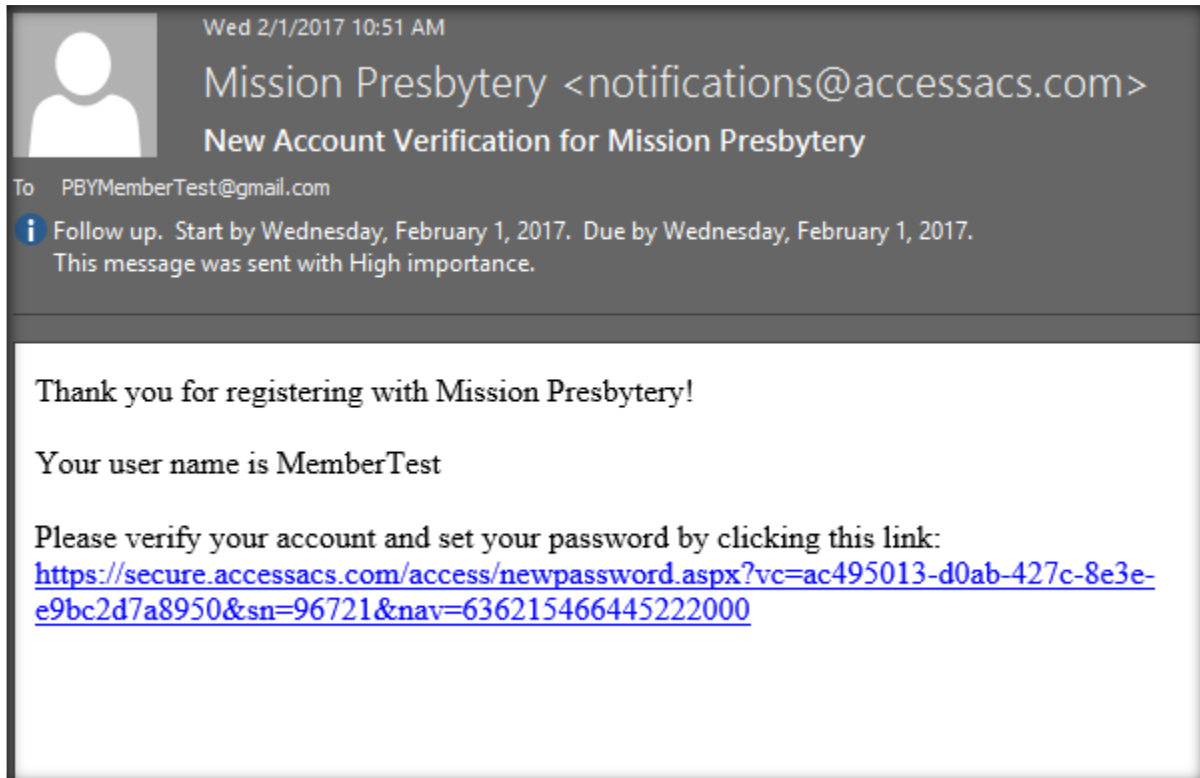
If you cannot register, contact us at 210-826-3296 or [E-mail Site Administrator\(s\)](#).

Close

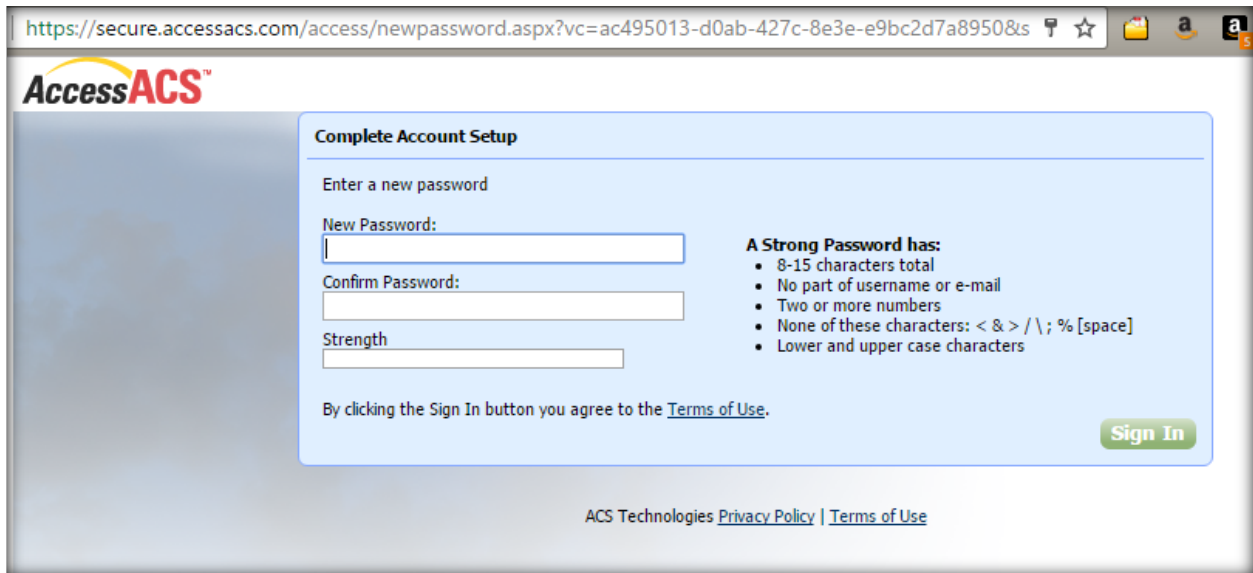
If your Email and name matches the Mission Presbytery records, you will see this response:



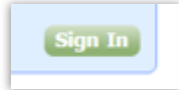
Click Close and an email will be sent to you.



Click the link in the email.



Enter and confirm a password for your Access ACS account and **Click**

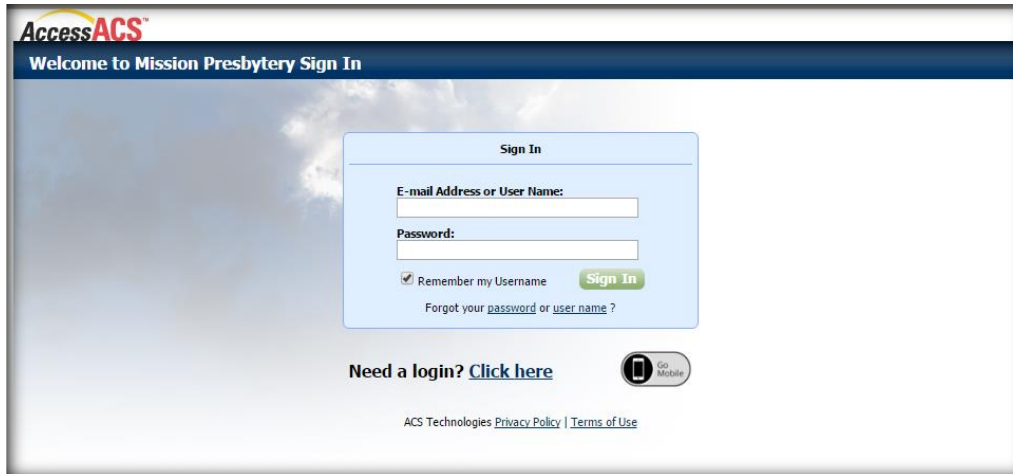


Logging on to Access ACS

Once you have created your **Access ACS** logon, you can use **Access ACS** from an Internet browser or from an app on your smartphone.

1. Internet Browser (Internet Explorer, Chrome, etc.)

<https://secure.accessacs.com/access/memberlogin.aspx?sn=96721>



AccessACS
Welcome to Mission Presbytery Sign In

Sign In

E-mail Address or User Name:
Password:

Remember my Username

[Forgot your password or user name?](#)

Need a login? [Click here](#)

ACS Technologies [Privacy Policy](#) | [Terms of Use](#)

2. Church Life app for iPhone and Android

Church Life, a free app from ACS Technologies, integrates with **Access ACS** so you can view individual and organization data, and map visits. See <http://www.acstechnologies.com/church-life-app> for details.

For more information on **Access ACS**, see:

Access ACS Member and Attendee Guide:

<http://wiki.acstechnologies.com/display/AccessACS/Member+and+Attendee+Guide>

Access ACS Frequently Asked Questions (FAQ):

<http://www.acstechnologies.com/products/acs/resources/access-ac-faq>